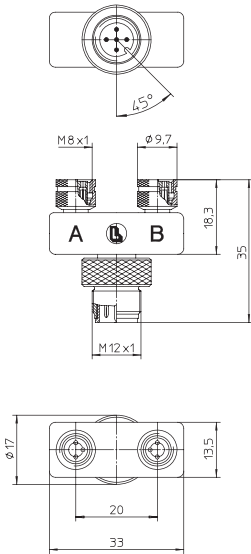


ASBS 2 M8

Micro (M12), Splitter, 2-way, 3 Pole with two Pico (M8) female connectors, IP 67 and NEMA 6P rated.



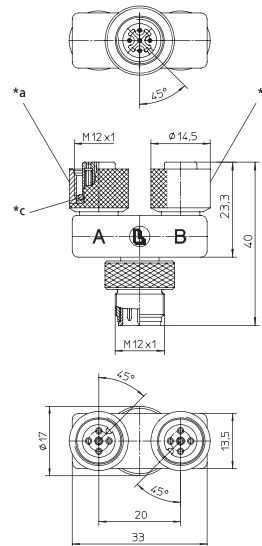
ASBS 2 M12

ASBSA 2 M12

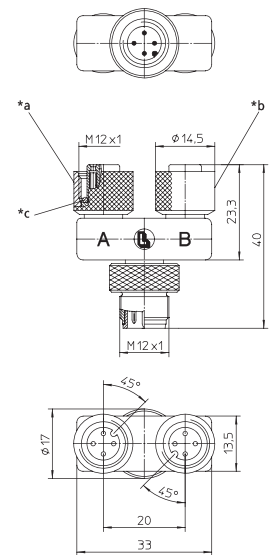
Micro (M12), Splitter with one Micro (M12) male connector and two Micro (M12) female connectors, ASBSA with AND circuit, IP 67 and NEMA 6P rated.



ASBS 2 M12



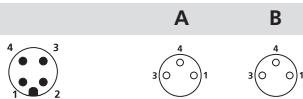
ASBSA 2 M12



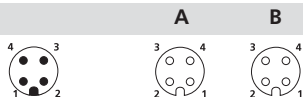
- *a Coupling nut
- *b Coupling nut nickel-plated
- *c O-ring

Pin Assignment

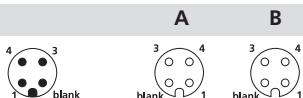
ASBS 2 M8



ASBS 2 M12-4

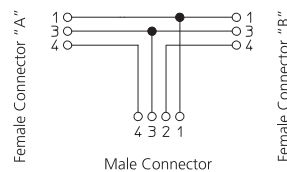


ASBSA 2 M12-3

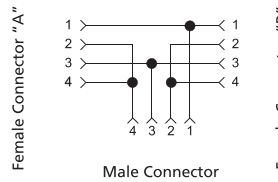


Wiring Diagram

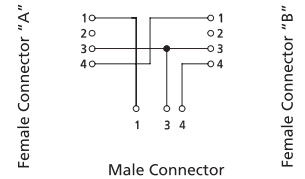
ASBS 2 M8



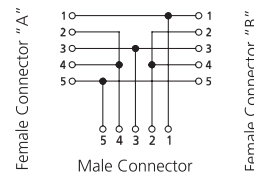
ASBS 2 M12-4



ASBSA 2 M12-3



ASBS 2 M12-5



Technical Data

Degree of protection IP 67 / NEMA 6P
Operating temperature range -25°C (-13°F) / +90°C (+194°F)

Mechanical

Molded body TPU, self-extinguishing
Insert
Female Connectors:
M8: TPU, self-extinguishing
M12: PA GF, self-extinguishing

Male Connectors:
TPU, self-extinguishing

Contact Brass, pre-nickel and 0.8 microns gold-plated

Receptacle shell Brass, nickel-plated
O-ring FKM

Electrical

Contact resistance ≤5mΩ
Voltage rating 60 V
Current rating 4 A per outlet / 4 A max. total





Mini

Micro (M12)

Micro (1/2"-20)

Pico (M8)

Din Valve
Connectors

Part Number	Poles	
ASBS 2 M8	3	
ASBSA 2 M12-3		
ASBS 2 M12-4	4	
ASBS 2 M12-5	5	

References