

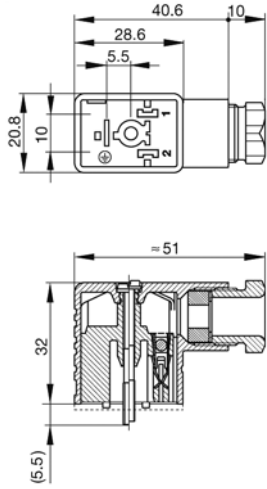
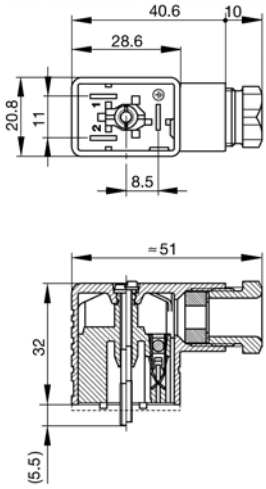
































GDM Series Rectangular Connectors, Type B, Field Attachable Female Connectors, DIN Standard and Industrial Standard, without Protection Circuit, LED

Technical Information

Product Description		
Order Designation	GMNL 2XX NJ LED	GML 2XX NJ LED
		
Description	Valve connector GM series, type B, DIN standard, with function indicator (LED), without protection circuit	Valve connector GM series, type B, industrial standard, with function indicator (LED), without protection circuit
RoHS-Compliant (2011/65/EU)	Yes	
(Construction Type) Standard	DIN EN 175 301-803-B	Industrial standard
Approvals	VDE	
Connectible Cables	Ø 4.5 to 7 mm	
Conductor Size	max. 1.5 mm ²	
Technical Data		
No. of Pins	2 + PE	
Ambient Temperature	-40 °C to +90 °C	
Housing/Grip/Screw Coupling	PA	
Contact Holder	PA	
Contact	CuZn, tin-plated	
Mechanical Data		
Degree of Protection	IP65 (only when mated with Hirschmann/Lumberg counterparts)	
Terminal Type	Screw/terminal lug/crimp ring	
Electrical Data		
Circuit	No protection circuit, with LED	
Contact Resistance	≤ 10 mΩ	
Rated Voltage	24 V AC/DC, 120 V AC/DC, 250 V AC/DC	
Rated Current	2 A	
Pollution Degree	3	
Accessories		
Accessories to be Ordered Separately	(NBR) flat gasket GMN 209-3, Order-No: 733273002 (EPDM) flat gasket GMN 209-12, Order-No: 733271004 Knurled screw GDM 3011-8, Order No. 732574001 Stainless steel screw GDM 3011 RF-1, Order No. 734363001	(NBR) flat gasket GM 207-3, Order-No: 731423002 (EPDM) flat gasket GM 207-7, Order-No: 731755004 Knurled screw GDM 3011-8, Order No. 732574001 Stainless steel screw GDM 3011 RF-1, Order No. 734363001
Technical Drawing		
		

Be Certain with Belden

Order Information

Order No.	Order Designation	No. of Pins	Circuit	Cable Gland	Rated Voltage	Rated Current	Characteristics
933572100	GMNL 209 NJ LED 24 YE black	2 + PE	No protection circuit, LED	PG9	24 V AC/DC	8 A	  
933714100	GMNL 209 NJ LED 120 YE black	2 + PE	No protection circuit, LED	PG9	120 V AC/DC	8 A	  
933715100	GMNL 209 NJ LED 230 YE black	2 + PE	No protection circuit, LED	PG9	250 V AC/DC	8 A	  
933715106	GMNL 209 NJ LED 230 YE gray	2 + PE	No protection circuit, LED	PG9	250 V AC/DC	8 A	  
933928100	GML 209 NJ LED 24 black	2 + PE	No protection circuit, LED	PG9	24 V AC/DC	2 A	 
933928106	GML 209 NJ LED 24 gray	2 + PE	No protection circuit, LED	PG9	24 V AC/DC	2 A	 
933931106	GML 209 NJ LED 230 gray	2 + PE	No protection circuit, LED	PG9	250 V AC/DC	2 A	 
933931100	GML 209 NJ LED 230 black	2 + PE	No protection circuit, LED	PG9	250 V AC/DC	2 A	 
933571100	GML 209 NJ LED 24 YE black	2 + PE	No protection circuit, LED	M16	24 V AC/DC	2 A	 
933571106	GML 209 NJ LED 24 YE gray	2 + PE	No protection circuit, LED	M16	24 V AC/DC	2 A	 
933712100	GML 209 NJ LED 120 YE black	2 + PE	No protection circuit, LED	PG9	120 V AC/DC	2 A	 
933712106	GML 209 NJ LED 120 YE gray	2 + PE	No protection circuit, LED	PG9	120 V AC/DC	2 A	 
933713100	GML 209 NJ LED 230 YE black	2 + PE	No protection circuit, LED	PG9	250 V AC/DC	2 A	 
933713106	GML 209 NJ LED 230 YE gray	2 + PE	No protection circuit, LED	PG9	250 V AC/DC	2 A	