

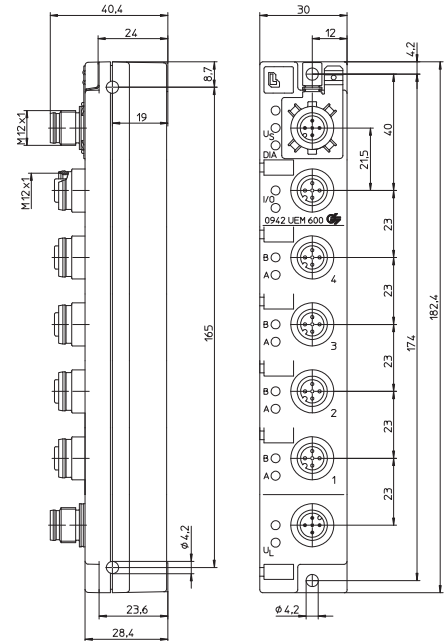
LioN-Link I/O Module with 8 Digital Inputs and Outputs

0942 UEM 600



8 IN/8 OUT

universal LioN-Link I/O module with 8 digital I/O channels, channels can be used universally as inputs or outputs, M12 sockets (4x), 5 poles, M12 actuator supply






Bit Assignment

Bit	7	6	5	4	3	2	1	0
M12 Input								
Byte 0	4B	4A	3B	3A	2B	2A	1B	1A
M12 Output								
Byte 0	4B	4A	3B	3A	2B	2A	1B	1A

Diagnostic Indication

LED	Indication	Condition
1...4 A/B	yellow	channel status
1...4 A/B	red	periphery fault
I/O	red red flashing green	wrong configuration / module exchanged not recognized by the BusHead online, communication with BusHead
U _s	green	sensor/system power supply
U _L	green	actuator power supply
DIA	red	common indication for periphery faults

Pin Assignment

LioN-Link connection M12	Actuator / sensor connection M12	Actuator supply M12
 1 = Drain 2 = 24 V Sensor/System 3 = 0 V Sensor/System 4 = Data + 5 = Data -	 1 = +24 V 2 = In/Out B 3 = 0 V 4 = In/Out A 5 = Earth	 1 = +24 V 2 = n.c. 3 = GND (0 V) 4 = n.c. 5 = Earth

Technical Data

Degree of protection	IP 67
Operating temperature range	-10°C/+60°C
Weight	200 g
Housing material	PBT

System/sensors

power supply	U_S
Rated voltage	24 V DC
Voltage range	19–30 V DC
Power consumption	typ. 70 mA
Operating indication	LED green

Input power supply

	U_S
Voltage range	min. (U _{system} – 1.5 V)
Sensor current	700 mA/module
Short circuit proof	yes
Indication	LED green

Input wiring

	Type 3 acc. to IEC 61131-2
Rated input voltage	24 V DC
Channel type N.O.	p-switching
Number of digital channels	max. 8
Channel status indicator	LED yellow per channel
Diagnostic indication	LED red per channel

Output power supply

	U_L
Rated voltage	24 V DC
Voltage range	19–30 V DC
Reverse polarity protection	yes/antiparallel diode
Indication	LED green

Output wiring

Rated output current	1.6 A per channel
Short circuit proof	yes
Max. output current	4 A per module
Overload proof	yes
Number of digital channels	max. 8
Channel type N.O.	p-switching
Channel status indicator	LED yellow per channel
Diagnostic indication	LED red per channel

Included in delivery/accessories

Dust covers M12, attachable labels

Diagnostic

Periphery fault diagnosis for sensor short circuit, actuator short circuit/channel, sensor low voltage detection

Designation

0942 UEM 600



The application of these products in harsh environments should always be checked before use.
Specifications subject to alteration.