

M12-Splitters, Double-Ended, IEC Color Code

ASB 2-RKT | ASBA 2-RKT | ASB 2-RKWT

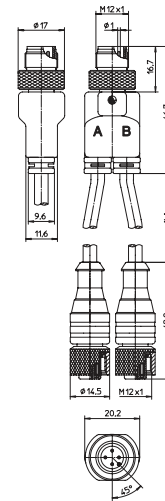


M12-Duo-Male - 2xM12-Female Str.

Actuator/sensor cordset, double-ended, M12 Duo male connector and two M12 female connectors with self-locking threaded joint.

– ASBA 2-RKT: with AND logic –

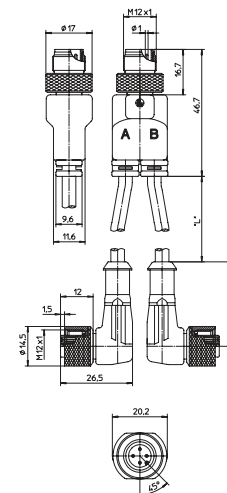
ASB 2-RKT | ASBA 2-RKT



M12-Duo-Male - 2xM12-Female 90°

Actuator/sensor cordset, double-ended, M12 Duo male connector and two M12 female right angle connectors with self-locking threaded joint.

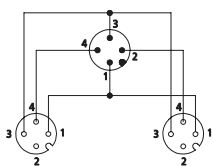
ASB 2-RKWT



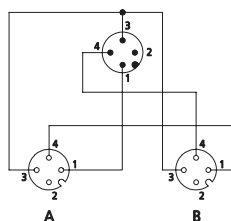
Pin Assignments

Wiring Diagrams

ASB 2 - RKT / ASB 2 - RKWT



ASBA 2 - RKT





Be Certain with Belden

M12-Splitters, Single- and Double-Ended, IEC Color Code ASB 2-RKT | ASBA 2-RKT | ASB 2-RKWT

Technical Data

Environmental

Degree of protection IP 67 / NEMA 6P
Operating temperature range -25°C (-13°F) / +80°C (+176°F)

Mechanical

Housing / Molded body TPU
Insert TPU
Contact ASB: CuZn, pre-nickeled and 0.8 microns gold-plated
RKT / RKWT: CuZn, pre-nickeled and 0.3 microns gold-plated
Coupling nut CuZn, nickel-plated
O-ring FKM (only RKT / RKWT)

Electrical

Nominal current at 40°C 4 A per cable / 4 A max. total
Nominal voltage 60 V
Rated voltage 63 V
Test voltage 1.5 kV eff. / 60 s
Insulation resistance > 10⁹ Ω
Pollution degree 3

Cable Specifications

Cable No.	Outer Jacket	Gauge	Jacket Color	OD	Agency Approvals
224	PUR, halogen-free	3 x 0.34 mm ²	Black	.169" (4.3 mm)	UL: AWM 20327 / CSA: AWM I/II A/B
251	PUR, halogen-free welding spark proof	4 x 0.34 mm ²	Orange	.185" (4.7 mm)	UL: AWM 21198 / CSA: AWM I/II A/B

Part Number	Pins	Outer Jacket	Standard Cable Lengths	Characteristics
ASB 2-RKT 4-3-224/...M ASB 2-RKWT 4-3-224/...M	3	PUR, halogen-free	1 M / 1.5 M / 2 M	
ASB 2-RKT 4-3-251/...M ASB 2-RKWT 4-3-251/...M		PUR, halogen-free welding spark proof	1 M / 1.5 M / 2 M	
ASBA 2-RKT 4-3-224/...M	3	PUR, halogen-free	1 M / 1.5 M / 2 M	