

## M12-Splitters/T-Connectors

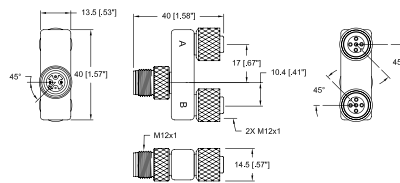
ASBS 2 M12-S2326 | ASBS 2 M12-S2325  
ASBS 2 M12-S1387 | ASBS 2 M12-S3995



### M12 Male to 2xM12 Female

Splitter/T-connector, two way, 4-poles with one M12 male connector and two M12 female connectors.

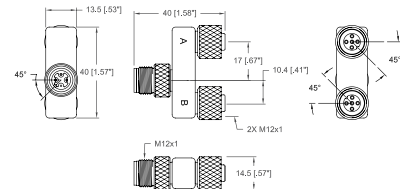
#### ASBS 2 M12-S2326



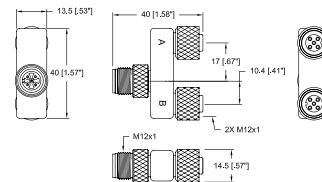
### M12 Male to 2xM12 Female

Splitter/T-connector, two way, 5-poles with one M12 male connector and two M12 female connectors.

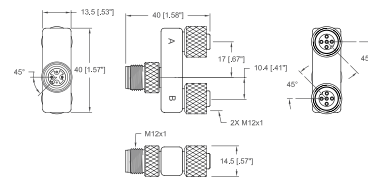
#### ASBS 2 M12-S2325



#### ASBS 2 M12-S3187



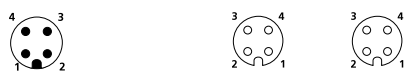
#### ASBS 2 M12-S3995



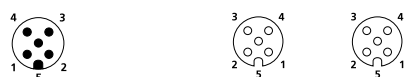
## Pin Assignments

### Face Views

#### ASBS 2 M12-S2326

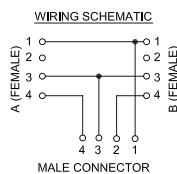


#### ASBS 2 M12-S2325

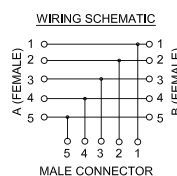


### Wiring Diagrams

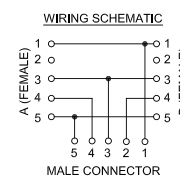
#### ASBS 2 M12-S2326



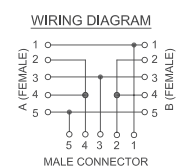
#### ASBS 2 M12-S2325



#### ASBS 2 M12-S3187



#### ASBS 2 M12-S3995





## M12-Splitters/T-Connectors

ASBS 2 M12-S2326 | ASBS 2 M12-S2325 | ASBS 2 M12-S3187 | ASBS 2 M12-S3995

### Technical Data

#### Environmental







Degree of protection IP 67 / NEMA 6P  
 Operating temperature range -15°C (+5°F) / +90°C (+194°F)

#### Mechanical

Molded body PUR, black  
 Insert PUR, black  
 Contact Brass, gold over nickel plated  
 Coupling nut Brass, nickel-plated  
 O-ring FKM

#### Electrical

Contact resistance ≤ 5 mΩ  
 Current rating 4 A  
 Voltage rating 250 V

Part Number	Pins	Characteristics
ASBS 2 M12-S2326	4	 
ASBS 2 M12-S2325	5	 
ASBS 2 M12-S3187	5	 
ASBS 2 M12-S3995	5	