

M12-Receptacle Connectors In Accordance With IEC 61076-2-101

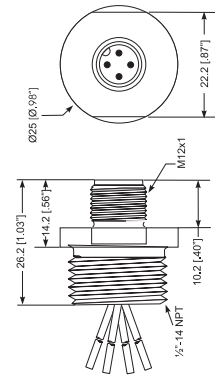
RSF 1/2-14 | RKF 1/2-14 | RKF 4-1/4NPT



Male, 3-, 4-, 5- and 8-Pole

Receptacle, 3-, 4-, 5- and 8-pole, male, M12 for front mounting, 24 and 22 AWG, panel mount thread 1/2"-14 NPT.

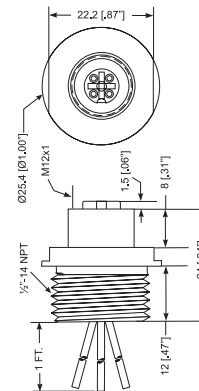
RSF 1/2-14



Female, 3-, 4-, 5- and 8-Pole

Receptacle, 3-, 4-, 5- and 8-pole, female, M12 for front mounting, 24 and 22 AWG, panel mount thread 1/2"-14 NPT.

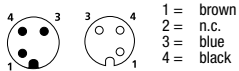
RKF 1/2-14



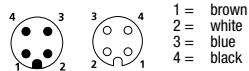
Pin Assignments

Face Views / M12, Male / Female

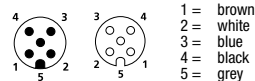
3 pole



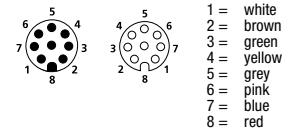
4 pole



5 pole



8 pole





Be Certain with Belden

M12-Receptacle Connectors In Accordance With IEC 61076-2-101

RSF 1/2-14 | RKF 1/2-14 | RKF 4-1/4NPT

Technical Data

Environmental

Degree of protection IP 67 / NEMA 6P
Operating temperature range -25°C (-13°F) / +90°C (+194°F)

Mechanical

Housing Aluminum, blue anodized
Insert PUR, black (female)
3-, 4- and 5-Pole: Nylon, black (male),
8-Pole: PUR, orange (male)
Contact Brass, gold over nickel-plated
Mounting 1/2" 14-NPT

Electrical

Nominal current 3-, 4- and 5-Pole: 4 A
8-Pole: 1.5 A
Voltage rating 3-, 4- and 5-Pole: 250 V
8-pole: 30 V AC / 36 V DC

Technical Data

Environmental

Degree of protection IP 68 / NEMA 6P
Operating temperature range -25°C (-13°F) / +90°C (+194°F)

Materials

Shell Brass, nickel plated
Contacts Copper alloy, gold over nickel plated
Insert Polyurethane, black
O-ring Viton
Locknut Steel, zinc plated

Electrical

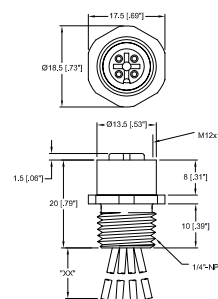
Current rating 4A
Voltage rating 250 V

Wire Specifications

Conductors 22 AWG, stranded copper
Wire insulation UL recognized 300 V, PVC insulation

Male, 4-Pole

Receptacle, 4-pole, Female, M12
for front mounting, 22 AWG, panel mount
thread 1/4"-NPT.



RKF 4-1/4NPT

Part Number		Pins	Lengths	Characteristics
RSF 3-1/2-14/0.5M	RKF 4-3-1/2-14/0.5M	3	0.5M	
RSF 4-1/2-14/0.5M	RKF 4-1/2-14/0.5M	4	0.5M / 1F	
	RKF 4-1/4NPT/0.5M		0.5M	
RSF 5-1/2-14/0.5M	RKF 5-1/2-14/0.5M	5	0.5M	
RSF 8-1/2-14/0.5M	RKF 8-1/2-14/0.5M	8	0.5M	