

## Mini, 7/8"-Round-Plug Connector, Single-Ended Cordsets, US Color Code

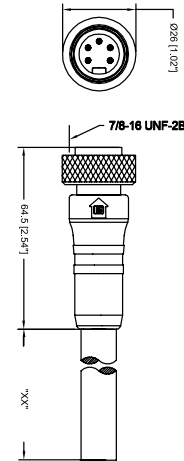
RS 201...601A | RK 20...60A



### 2-, 3-, 4-, 5-, and 6-Poles

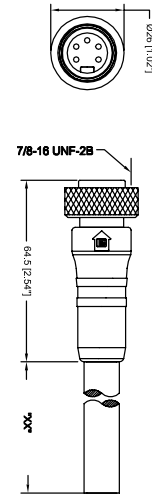
Mini, 7/8" single-ended cordsets, male straight, 2-, 3-, 4-, 5-, and 6-poles with internal threads and molded cable, US color code.

**RS**



Mini, 7/8" single-ended cordsets, female straight, 2-, 3-, 4-, 5-, and 6-poles with internal threads and molded cable, US color code.

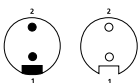
**RK**



### Pin Assignments

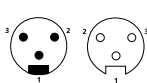
Mini, 7/8" - Male / Female

#### 2 poles



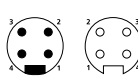
1 = white  
2 = black

#### 3 poles



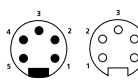
1 = green  
2 = black  
3 = white

#### 4 poles



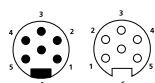
1 = black  
2 = white  
3 = red  
4 = green

#### 5 poles




1 = white  
2 = red  
3 = green  
4 = orange  
5 = black

#### 6 poles



1 = white  
2 = red  
3 = green  
4 = orange  
5 = black  
6 = blue



# Be Certain with Belden

## Mini, 7/8"-Round-Plug Connector, Single-Ended Cordsets, US Color Code RS 201...601A | RK 20...60A

### Technical Data

#### Environmental

Degree of protection IP 67 / NEMA 6P  
Operating temperature range -40°C (-40°F) / +90°C (194°F)

#### Mechanical

Housing / Molded body TPU, yellow  
Insert TPU, yellow  
Contact CuZn, gold over silver plated  
Coupling nut Aluminum, anodized black

























#### Electrical

Current rating 2 pole: 12 A  
3-5 pole: 8 A  
6 pole: 5A

Voltage rating 600 V

### Cable Specifications - US Color Code

Cable No.	Outer Jacket	Gauge	Jacket Color	OD	Temperature Rating	Agency Approvals
619	CPE	18AWG	Yellow	.370" (9.4 mm)	-40°C (-40°F) to +90°C (194°F)	UL: S00W / CSA: S0W
678	PVC	16AWG	Yellow	.375" (9.5 mm)	-40°C (-40°F) to +105°C (221°F)	UL: ST0W / CSA: ST0
697	PVC	18AWG	Yellow	.502" (12.8 mm)	-40°C (-40°F) to +105°C (221°F)	UL: ST0W / CSA: ST00
738	TPE	16AWG	Yellow	.390" (9.9 mm)	-50°C (-58°F) to +105°C (221°F)	UL: SE00W / CSA: ST00W
739	TPE	16AWG	Yellow	.415" (10.5 mm)	-50°C (-58°F) to +105°C (221°F)	UL: SE00W / CSA: ST00W
777	TPE	16AWG	Yellow	.495" (12.6 mm)	-50°C (-58°F) to +105°C (221°F)	UL: SE00W / CSA: ST00W
839	TPE	16AWG	Yellow	.342" (8.7 mm)	-30°C (-22°F) to +90°C (194°F)	UL: TC-ER
877	TPE	16AWG	Yellow	.371" (9.4 mm)	-30°C (-22°F) to +90°C (194°F)	UL: TC-ER

Part Number	Pins	Outer Jacket	Standard Cable Lengths	Characteristics
RS 201-678/...F    RK 20-678/...F	2	PVC	6 F / 12 F / 15 F / 20 F / 30 F	  
RS 301-619/...F    RK 30-619/...F	3	CPE	6 F / 12 F / 15 F / 20 F / 30 F	  
RS 301-738/...F    RK 30-738/...F	3	TPE	6 F / 12 F / 15 F / 20 F / 30 F	  
RS 401-739/...F    RK 40-739/...F	4	TPE	6 F / 12 F / 15 F / 20 F / 30 F	  
RS 401-839/...M    RK 40-839/...M	4	TPE	1 M / 2 M / 3 M / 5 M / 10 M / 20 M	    
RS 501-777/...F    RK 50-777/...F	5	TPE	6 F / 12 F / 15 F / 20 F / 30 F	  
RS 501-877/...M    RK 50-877/...M	5	TPE	1 M / 2 M / 3 M / 5 M / 10 M / 20 M	    
RS 601A-697/...F    RK 60A-697/...F	6	PVC	6 F / 12 F / 15 F / 20 F / 30 F	