

## 1/2"-20 Field Attachable Connectors

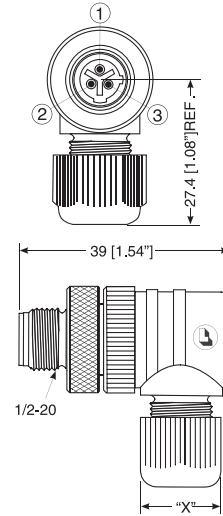
### RSCW 3U | RKCW 3U



#### Male, 3-Pole

Field attachable connector, 1/2"-20 male right angle connector, 3-pole, dual keyway with threaded joint, assembling with screw terminals.

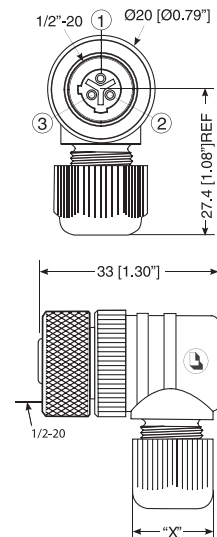
#### RSCW 3U



#### Female, 3-Pole

Field attachable connector, 1/2"-20 female right angle connector, 3-pole, dual keyway with threaded joint, assembling with screw terminals.

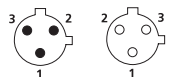
#### RKCW 3U



### Pin Assignments

#### Face Views / 1/2"-20, Male / Female

#### 3 pole





Be Certain with Belden

**1/2"-20 Field Attachable Connectors**  
RSCW 3U | RKCW 3U

**Technical Data**

**Environmental**





Degree of protection IP 67 / NEMA 6P  
Operating temperature range -25°C (-13°F) / +90°C (+194°F)

**Mechanical**

Housing / Molded body Nylon, black  
Insert Nylon, black  
Contact Brass, tin alloy-plated  
Coupling nut Brass, nickel-plated  
O-ring FKM  
Mode of connection Screw terminals  
Connectable conductor 18 AWG / 0.75 mm<sup>2</sup>

**Electrical**

Contact resistance ≤ 5 mΩ  
Nominal current at 40°C 4 A  
Nominal voltage 250 V

Part Number		Pins	Cable Diameter Range	Characteristics
Male	Female			
RSCW 3U/7	RKCW 3U/7	3	3.0 - 6.5 mm	 
RSCW 3U/9	RKCW 3U/9		4.0 - 8.0 mm	 

Field Attachable Connectors