

1/2"-20 Field Attachable Connectors

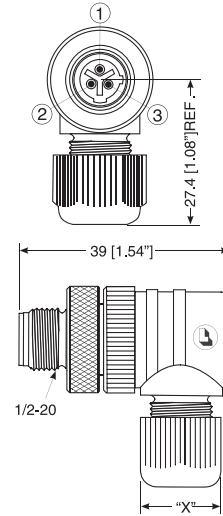
RSCW 3U | RKCW 3U



Male, 3-Pole

Field attachable connector, 1/2"-20 male right angle connector, 3-pole, dual keyway with threaded joint, assembling with screw terminals.

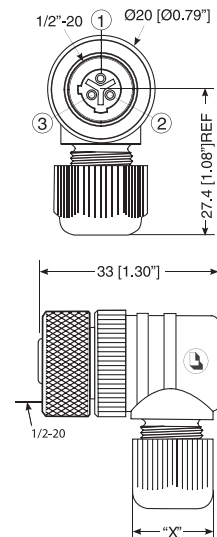
RSCW 3U



Female, 3-Pole

Field attachable connector, 1/2"-20 female right angle connector, 3-pole, dual keyway with threaded joint, assembling with screw terminals.

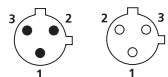
RKCW 3U



Pin Assignments

Face Views / 1/2"-20, Male / Female

3 pole





Be Certain with Belden

1/2"-20 Field Attachable Connectors
RSCW 3U | RKCW 3U

Technical Data

Environmental





Degree of protection IP 67 / NEMA 6P
Operating temperature range -25°C (-13°F) / +90°C (+194°F)

Mechanical

Housing / Molded body Nylon, black
Insert Nylon, black
Contact Brass, tin alloy-plated
Coupling nut Brass, nickel-plated
O-ring FKM
Mode of connection Screw terminals
Connectable conductor 18 AWG / 0.75 mm²

Electrical

Contact resistance ≤ 5 mΩ
Nominal current at 40°C 4 A
Nominal voltage 250 V

Part Number		Pins	Cable Diameter Range	Characteristics
Male	Female			
RSCW 3U/7	RKCW 3U/7	3	3.0 - 6.5 mm	 
RSCW 3U/9	RKCW 3U/9		4.0 - 8.0 mm	 

Field Attachable Connectors