

## M8-Receptacle Connectors In Accordance With IEC 61076-2-104

RSMEJ | RSMEH | RSMED | RSMEB



### Male, 3 and 4-Pole

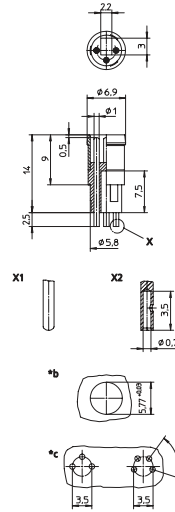
Receptacle connector, M8 male connector for sensors, with snap-in joint, translucent ring, short solder contacts, hollow contacts (RSMEJ) or solid contacts (RSMEH) on solder side.



### M8 Male, 3 and 4-Pole

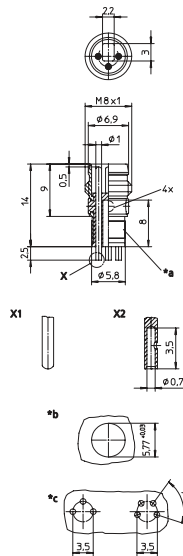
Receptacle connector, M8 male connector for sensors, with combined snap-in/threaded joint, 4 light indicator windows, mounting hole for LED, short solder contacts, hollow contacts (RSMED) or solid contacts (RSMEB) on solder side

### RSMEJ | RSMEH



\*X1 solid  
\*X2 hollow  
b) cut out  
c) hole pattern in printed circuit board

### RSMED | RSMEB

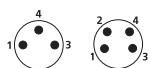


\*X1 solid  
\*X2 hollow  
b) cut out  
c) hole pattern in printed circuit board

### Pin Assignments

#### Face Views

#### M8 - 3 and 4 poles





Be Certain with Belden

**M8-Receptacle Connectors In Accordance With IEC 61076-2-104**

RSMEJ | RSMEH | RSMED | RSMEB

**Technical Data**

**Environmental**

Degree of protection IP 67 / NEMA 6P  
 Operating temperature range -25°C (-13°F) / +80°C (+176°F)







**Mechanical**

Housing / Molded body CuZn, nickel-plated  
 Insert PA  
 Contact CuZn, pre-nickeled and 0.8 microns gold-plated  
 Mode of connection solder connection  
 Connectable conductor max. 0.25 mm<sup>2</sup>

**Electrical**

Contact resistance ≤ 5 mΩ  
 Nominal current at 40°C 4 A  
 Nominal voltage 60 V  
 Rated voltage 63 V  
 Test voltage 1.5 kV eff. / 60 s  
 Insulation resistance > 10<sup>9</sup> Ω  
 Pollution degree 3

Receptacles

Part Number		Pins	Contact (soldering side)	Characteristics
RSMEJ 3	RSMED 3	3	hollow contact	 
RSMEH 3	RSMEB 3		solid contact	 
	RSMED 4	4	hollow contact	 
RSMEH 4	RSMEB 4		solid contact	