

M12-Round-Plug Connector, Double-Ended Cordsets, According to IEC 60529

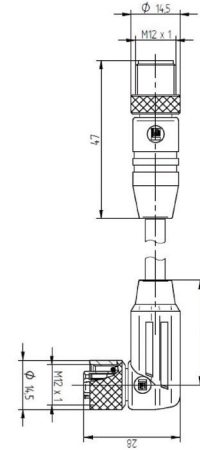
RSTS - RKWTS | RSWTS - RKTS



4-, 5-, and 8-Poles (360° Shielding)

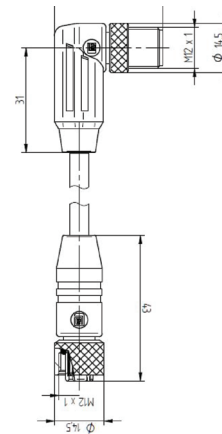
Actuator/sensor double-ended cordset, M12 male straight to female right angle connector with threaded joint and molded cable, 360° shielding connected to knurled nut

RSTS - RKWTS



Actuator/sensor double-ended cordset, M12 male right angle to female straight connector with threaded joint and molded cable, 360° shielding connected to knurled nut

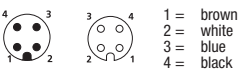
RSWTS - RKTS



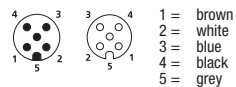
Pin Assignments

M12 - Male

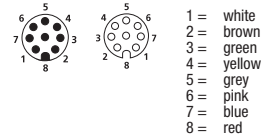
4 poles



5 poles



8 poles





M12-Round-Plug Connector, Double-Ended Cordsets, According to IEC 60529 RSTS - RKWTS | RSWTS - RKTS

Technical Data

Environmental

Degree of protection	IP 67 / IP 68 / IP 69K
Operating temperature range	-25°C / +85°C

Mechanical

















Housing / Molded body	TPU, orange
Insert	PBT, black
Contact	4 to 5 poles: CuSn 8 poles: CuZn
Contact surface	Cu/Au
Coupling nut	CuZn, nickel-plated
Shield sleeve	CuZn, tin-plated
O-ring	FKM

Electrical

Contact resistance	≤ 5 mΩ
Nominal current at 40°C	4 to 5 poles: 4 A 8 poles: 2 A
Rated voltage	4 poles: 240 V AC/DC 5 poles: 60 V AC/DC 8 poles: 30 V AC/DC
Test voltage	4 poles: 2.0 kV 5–8 poles: 1.5 kV
Insulation resistance	> 10 ⁹ Ω
Pollution degree	3 DIN EN 60664-1 (VDE0110)

Cable Specifications

Cable No.	Outer Jacket	Conductor Size	Jacket Color	OD
288	PUR, halogen-free, shielded	4 x 0.34 mm ²	Black	.217" (5.5 mm)
298	PUR, halogen-free, shielded	5 x 0.34 mm ²	Black	.236" (6.0 mm)
299	PUR, halogen-free, shielded	8 x 0.25 mm ²	Black	.260" (6.6 mm)
391	PUR, halogen-free, shielded with 4 twisted-pair conductors and is very suitable for high speed signal transmission	8 x 0.25 mm ²	Black	.276" (7.0 mm)

Part Number	Pins	Outer Jacket	Standard Cable Lengths	Characteristics
Male Straight to Female 90°				
RSTS 4-RKWTS 4-288/...M	4	PUR, halogen-free	0.6 M / 1 M / 1.5 M / 2 M / 3 M / 5 M / 10 M / 20 M	UL    
RSTS 5-RKWTS 5-298/...M	5	PUR, halogen-free	0.3 M / 0.6 M / 2 M / 5 M	UL    
RSTS 8-RKWTS 8-299/...M	8	PUR, halogen-free	1 M / 2 M / 3 M / 5 M / 10 M	UL    
RSTS 8-RKWTS 8-391/...M	8	PUR, halogen-free, twisted pair	5 M / 7 M	UL    
Male 90° to Female Straight				
RSWTS 8-RKTS 8-299/...M	8	PUR, halogen-free	4 M	UL 