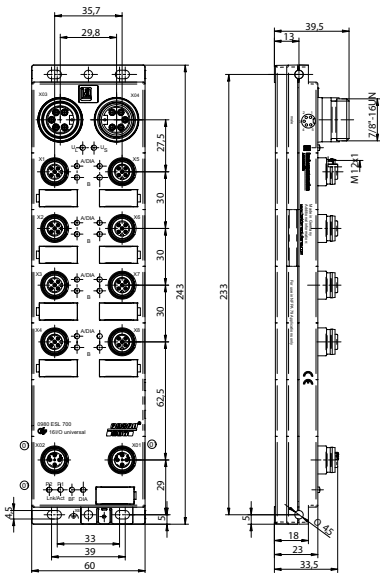



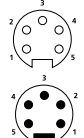

LioN-M PROFINET I/O Modules with 16 Digital Inputs and 16 Digital Outputs



Type	0980 ESL 700
Product Description	LioN-M ProfiNet device with 16 digital I/O channels, channels can be used universally as inputs or outputs, M12 socket, rotary address switches for addressing, M12 LAN-Ports, D-coded, 7/8" power supply

Diagnostic indication		
LED	Indication	Condition
US	Green	Sensor power supply
UL	Green	Actuator power supply
1...8 A	Yellow	Channel status 1
1...8 DIA A	Red	Periphery fault
1...8 B	Yellow (alternative White)	Channel status 2
1...8 DIA B	Red	Periphery fault
P1 Lnk/Act	Green	Connected to a ProfiNet device
	Yellow flashing	I/O device exchanging data
	Off	No connection to a ProfiNet device
P2 Lnk/Act	Green	Connected to a ProfiNet device
	Yellow flashing	I/O device exchanging data
	Off	No connection to a ProfiNet device
BF	Red	Device I/O controller or wrong configuration
	Off	No faults
DIA	Red	General indication for periphery faults
	Red flashing	Firmware update
	Off	No faults

Bit assignment								
DIA	7	6	5	4	3	2	1	0
M12 Input								
Byte 0	4B	4A	3B	3A	2B	2A	1B	1A
Byte 1	8B	8A	7B	7A	6B	6A	5B	5A
M12 Output								
Byte 0	4B	4A	3B	3A	2B	2A	1B	1A
Byte 1	8B	8A	7B	7A	6B	6A	5B	5A

Pin assignment		
LAN connection M12, D-coded  <ul style="list-style-type: none"> 1 = TD+ 2 = RD+ 3 = TD- 4 = RD Housing = shielding 	Power supply 7/8"  <ul style="list-style-type: none"> 1 = GND (0 V) 2 = GND (0 V) 3 = PE/Earth 4 = 24 V 5 = 24 V 	Input/Output M12  <ul style="list-style-type: none"> 1 = +24 V 2 = IN/OUT B 3 = GND (0 V) 4 = IN/OUT A 5 = earth Housing = PE

Part number	Order number
0980 ESL 700	0980 ESL 700



Be Certain with Belden



LioN-M PROFINET I/O Modules with 16 Digital Inputs and 16 Digital Outputs

Environmental	
Degree of protection	IP 67
Operating temperature range	-10°C (+14°F) to +60°C (+140°F)
Mechanical	
Weight	380 g
Housing material	PBT
Bus system	PROFINET
Transmission rate	10/100 Mbs
Address range	0 - 255
Rotary address switches	0 - 255
Default address	0
System/Sensors power supply	
System power supply	
Nominal voltage	24V DC
Voltage range	11–30 V DC
Power consumption	typ. 90 mA
Reverse polarity protection	yes
Input power supply	
Us	
Voltage range	19–30 V DC
Sensor current	200 mA per port (at Tamb 30°C)
Short-circuit proof	yes
Indication	LED green
Inputs	
Type 3 acc. to IEC 61131-3	
Rated input voltage	24 V DC
Channel type N.O.	p-switching
Number of digital channels	max. 16
Channel status indicator	LED yellow per channel
Diagnostic indication	LED red per socket
Output power supply	
UL	
Rated voltage	24 V DC
Voltage range	19–30 V DC
Reverse polarity protection	yes/antiparallel diode
Indication	LED green
Diagnostic indication	LED red per socket
Outputs	
Rated output current	1.6 A per channel
Short-circuit proof	yes
Max. output current	9 A (12 A*) per module
Overload-proof	yes
Number of digital channels	max. 16
Channel type N.O.	p-switching
Channel status indicator	LED yellow per channel
Diagnostic indication	LED red per socket
Included in delivery/accessories	
Dust covers M12	4 pieces
Attachable labels	10 pieces

The application of these products in harsh environments should always be checked before use.
Specifications subject to alteration.