




D-SUB / M12 Connectors for Profibus


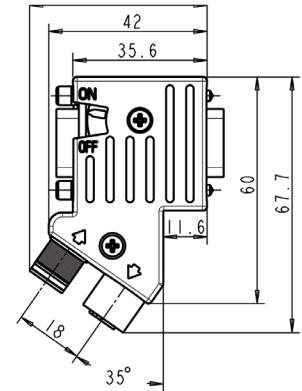
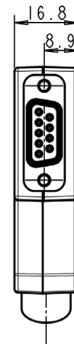
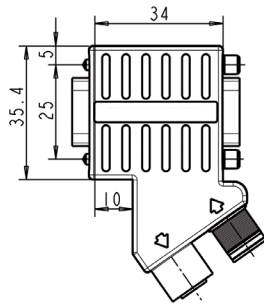
0976 PMC 512 | 0976 PMC 514



9-Pole (D-Sub) 35° Compact Version

Profibus connector, 35° compact version, M12 B-coding, male and female quick connector, full metal body with testing socket, with external switch for bus termination.

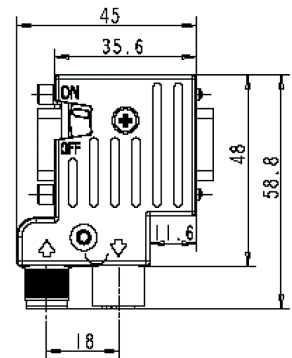
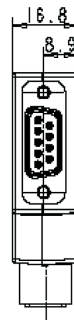
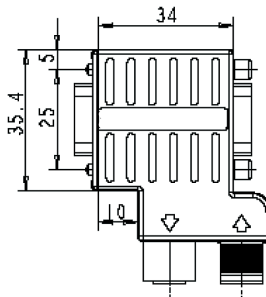
0976 PMC 512



9-Pole (D-Sub) 90° Compact Version

Profibus connector, 90° compact version, M12 B-coding, male and female quick connector, full metal body with testing socket, with external switch for bus termination.

0976 PMC 514





Be Certain with Belden

D-SUB / M12 Connectors for Profibus

0976 PMC 512 | 0976 PMC 514

Technical Data

Data Rate	12 MBit/s
Environmental	
Degree of protection	IP 30
Operating temperature range	-20°C (-4°F) / +70°C (+158°F)
Permissible humidity	Max 75% at +25°C, non-condensing
Mechanical	
Housing / Molded body	Zn alloy
D-Sub locking screw	UNC 4-40
Connector and pin layout	acc. to PROFIBUS specification
Dimensions in mm	0976 PMC 512: 67.7 x 45 x 16.8 0976 PMC 514: 58.8 x 45 x 16.8
Mechanical Lifetime	200 Mating cycles
Interfaces	
PROFIBUS DP	D-Sub 9 poles male
PROFIBUS DP PG	D-Sub 9 poles female
PROFIBUS cable	M12 B-code male and female, Pin 1 = +5V Pin 2 = Line A Pin 3 = GND (0V) Pin 4 = Line B
Shielded Profibus M12-Cable	B-Code: only Pin 2 and 4 connected, shield transfer only via shell (e.g. 0975 254 10x/... M)
Bus Termination	Bus termination resistors activated via external switch or via external terminator on Bus-Out-Connector (e.g. 0979 PTX 101)

Part Number	Pins D-Sub	Pins M12
0976 PMC 512	9	5 B
0976 PMC 514	9	5 B