



Profibus Signal and Power Supply Cables

0975 202 201 | 0975 202 202



0975 202 201/...M

Double-ended M23 male connector to M23 male connector, 12 poles.

0975 202 202/...M

Single-ended M23 male connector, 12 poles.

Pin Assignment

M23 male, 12 poles



- 1 = n.c.
- 2 = Line A - green
- 3 = n.c.
- 4 = Line B - red
- 5 = n.c.
- 6 = n.c.
- 7 = +24 V - black
- 8 = GND (0 V) - blue
- 9 = Erde / earth - green/yellow
- 10 = n.c.
- 11 = n.c.
- 12 = n.c.

RKU E-6-203



Power supply system/sensor single, for modules with inputs only (0970 PSL 1xx).

RKU E 6-203/...M

Single-ended M23 female connector, 6 poles (Pin 1, 4, and 5 assigned).

Pin Assignment

M23 female, 6 poles



- 1 = green/yellow
- 2 = n.c.
- 3 = n.c.
- 4 = 1
- 5 = 2
- 6 = n.c.

RSU 6-RKU A 6-203/0.6M | RKU A 6-203



Power supply single, for output/mixing modules (0970 PSL 2xx).

RSU 6-RKU A 6-203/0.6M

Double-ended M23 male to M23 female connector, 6 poles (Pin 1, 2, and 3 assigned), 0.6 meters.

RKU A 6-203/...M





Single-ended M23 female connector, 6 poles (Pin 1, 2, and 3 assigned).

Pin Assignment

M23 female, 6 poles



- 1 = green/yellow
- 2 = 1
- 3 = 2
- 4 = n.c.
- 5 = n.c.
- 6 = n.c.

Part Number	Standard Cable Lengths	
0975 202 201/...M	5 M 10 M 15 M	
0975 202 202/...M	5 M 10 M 15 M	
RKU E 6-203/...M	5 M 10 M 15 M	
RSU 6-RKU A 6-203/0.6M	0.6 M	
RKU A 6-203/...M	5 M 10 M 15 M	